

## A STUDY OF NIGERIA NATURAL BITUMEN AND EFFECT OF POLYMER MODIFICATION ON THE BINDER PROPERTIES

OLUTAIWO A.O,<sup>1</sup>BADARU Rauf O.<sup>2</sup>and UJOR Peace U.<sup>3</sup>

<sup>1,2,3</sup>(Department of Civil and Environmental Engineering, University of Lagos, Akoka)

Corresponding Author: Olutaiwo A.O

**ABSTRACT :** This research assessed the performance of natural bitumen binder extracted from tar sand and the effect of polymer addition on the binder properties of the extracted bitumen. The polymers used in this research are WasteWater Sachets (WWS) and shredded Waste PET bottles (SWPB). The natural bitumen was extracted from Tar sand collected at two surface outcrops along the Dahomey Basin in Imeri town along Sagamu Benin Expressway, IjebuMushin, South West, Nigeria (6° 47' 36.1" N and 3° 59' 30.1" E).

The average percentage weight of bitumen extracted from samples from the two locations are 13.38% and 7.1%. The major constituent of Tar Sand is Fine Sand. The extracted bitumen is light, with specific gravity value of 0.57 compared with the British Standard range of 0.97 to 1.02 of conventional bitumen. The bitumen was graded 85/100 pen. There was a trend of decrease in value of Penetration, increase in value of softening point and viscosity as the polymers were incrementally added. The results show that, the natural bitumen can be modified to 60/70 bitumen and with satisfactory softening and flash point at 1.5% addition of SWPB and 0.1% WWS. The natural bitumen can be used as liquid Asphalt.

**KEYWORDS** -Marshall Flow, Marshall Stability, Natural Bitumen, Polymer Modification, Tar sand.

Date of Submission: 05-05-2018

Date of acceptance: 21-05-2018

### I INTRODUCTION

Large percentage of bitumen used for road construction is obtained from the refining of crude oil. Crude oil from Nigeria is light and has very low percentage yield of bitumen from fractional distillation [1].

The Nigerian bitumen belt is on the onshore areas of the south-western Nigeria Eastern Dahomey (Benin) Basin. The probable reserve of bitumen and heavy oil in the entire Nigerian belt is approximately 120 x 4km with an estimated 30-40 billion barrels in reserve [2,3]

Modified bituminous materials can bring real benefits to highway maintenance/construction, in terms of better and longer lasting roads, and savings in total road life costing. The choice of what materials to choose, how they perform, what may be achievable by the addition of various modifiers and the broad action of how it is achieved has been a subject of research.

It is well known that asphalt mixture has several temperature weaknesses which are low temperature cracking damage, medium temperature fatigue and high-temperature rutting (see Plates 1 and 2).



Plate 1: Rutting



Plate 2: Fatigue Cracking

Properties of asphalt can be improved by controlling the refining process or selecting the proper starting crude oil but these two are very difficult to achieve [4]. Therefore, the most favoured method to improve the quality of asphalt is its modification, one of which is to improve asphalt quality by the addition of polymers [4]. Rheological properties of asphalt are commonly improved by asphalt modification with a polymer [5].

Improvement of road performance is necessary because nowadays, there are increasing traffic factor, for example, higher traffic volume, higher tyre pressure, and heavier loads. A better performance pavement needs asphalt which has good bonding between aggregate and less exposure to low-temperature cracking and high-temperature rutting. Utilization of waste plastic and virgin plastic such as Polyethylene terephthalate (PET), polypropylene (PP), Low Density Polyethylene (LDPE), Ethylene Vinyl Acetate (EVA), Acrylonitrilebutadiene-styrene (ABS), High Density Polyethylene (HDPE), Polystyrene-butadiene-styrene (SBS), rubber latex, Chloroprene Rubber (CR), Polyolefines, Polyethylene (PE) and Polyvinyl chloride (PVC) in asphalt mixture can improve properties such as: softening point, resistance to rutting, durability, viscoelastic property and fatigue life [6-16].

This research therefore aims to utilize Waste Water Sachet (WWS) which is a Low Density Polyethylene (LDPE) material and Shredded Waste PET Bottle (SWPB) in improving the properties of natural bitumen as obtained at Ijebu-Imushin, Nigeria.

## II MATERIALS AND METHODS

### 2.1 Bituminous material

Natural Bitumen as obtained from Ijebu-Imushin was used as the main binder. Some laboratory tests have been carried out to determine the properties of the natural bitumen: solubility, penetration, viscosity, flash point and Softening point.

### 2.2 Aggregates

The aggregates used for this study were from stockpile in sizes (mm) of 0-4 (fine sand), 0-5 (stone dust), 4-8 (crushed stone), 8-16 (crushed stone) and 16-25 (crushed stone). They were properly dried, cleaned from deleterious materials and sieved.

### 2.3 Waste Water Sachets (WWS)

Pure water sachets are low density polyethylene found littering everywhere, they were collected in huge quantity from streets, market place, dumpsite and washed with detergent to remove microbes and other dirty substances. It was then shredded into small pieces of about 2 mm to 4.75mm sizes.

### 2.4 Shredded Waste PET Bottles (SWPB)

PET is a polymer which is easy to handle and also durable and sturdy, has low gas permeability, thermally stable and chemically [16]. For this research, waste PET bottles were collected, and also shred into small pieces of about 2 mm to 4.75mm sizes.



Plate 3: Waste Water Sachet



Plate 4: Waste PET Bottles



Plate 5: Shredded Waste PET Bottles

The polymers (WWS and SWPB) were added into the extracted bitumen at an elevated temperature of 110°C and mixed thoroughly to achieve a uniform blend. The SWPB was added in percentages of 1.5%, 2.5%, 5%, 7.5% and 10%. while the WWS was added in percentages of 0.1%, 0.2%, 0.3%, 0.4%, 0.5%, 1%, 1.5%, 2% and 2.5% to produce Polymer-bitumen mixtures of different compositions and they were used to evaluate the properties of modified binder.

## III RESULTS AND ANALYSIS

### 3.1 Analysis of Tar Sand

The analyses conducted on the Tar Sand samples collected include:

- i. Natural Bitumen Saturation in Tar Sand
- ii. Particle-Size Distribution (Sieve Analysis) of the sand residue after extracting the bitumen
- iii. Textural Classification of the sand residue.
- iv. Specific Gravity of the Tar Sand and Extracted Bitumen.
- v. Marshall Test Properties on Direct Application of Tar Sand as Bituminous Mix.

**3.1.1 Natural Bitumen Saturation in Tar Sand**

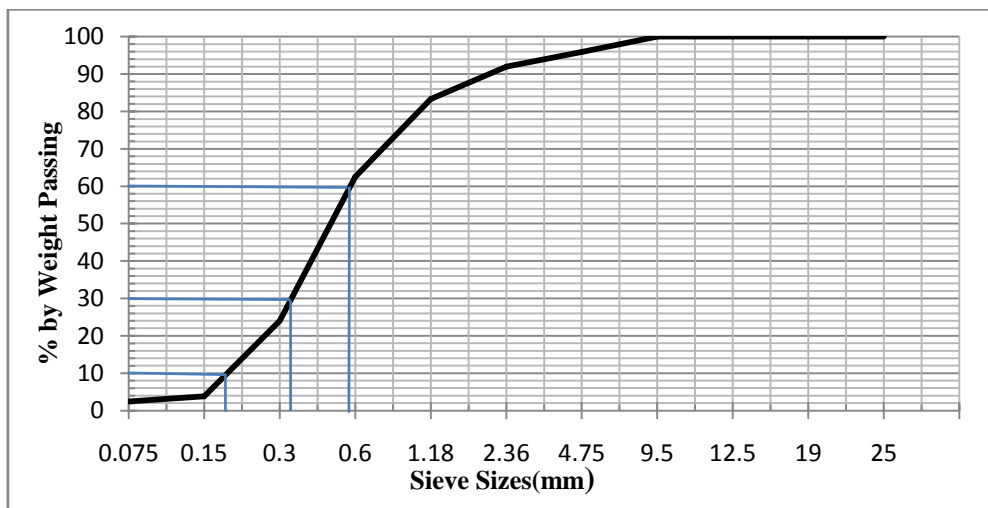
The Natural Bitumen Saturation in Tar Sand denotes the percentage weight bitumen occupied in the tar sand collected. The results of natural bitumen extraction from the surface sample of the tar sand collected are shown in Table 1.

**TABLE 1: Natural Bitumen Saturation in Tar Sand**

	Sample A	Sample B
Weight of Tar sand (g)	600.24	201.16
Weight of Sand(g)	496.52	163.15
Weight of Fillers(g)	28.53	9.38
Weight of Bitumen(g)	75.19	28.63
% Weight of Bitumen	12.53	14.23
Average % Weight of Bitumen	13.38	

**3.1.2 Particle-Size Distribution (Sieve Analysis) of Extracted Sand**

The grading of aggregates shows the distribution of sizes from coarse to fillers. The Particle-Size Distribution Curve of the sieve analysis done on the sand after extraction of the bitumen from the tar sand is shown in Fig. 2.



**Fig. 1: Particle-Size Distribution Curve of the Sand Residue**

The distribution curve of the extracted sand shown in Fig. 1 represents a type of soil in which most of the soil grains are the same size. The extracted sand is a Poorly Graded Soil [18]. The following parameters were determined from the particle distribution curve as shown in Fig. 1.

**Effective size (D<sub>10</sub>)**

This is the diameter corresponding to 10% finer on the Particle-Size Distribution Curve. It is a good measure to estimate the hydraulic conductivity and drainage through soil. The effective size of the extracted sand from its Particle-Size Distribution Curve is 0.19 (That is, D<sub>10</sub> = 0.19).

**Uniformity coefficient (C<sub>u</sub>)**

This parameter is expressed as the ratio of the diameter in the particle-size distribution curve corresponding to 60% finer (D<sub>60</sub>) to the Effective size (D<sub>10</sub>):

$$C_u = \frac{D_{60}}{D_{10}} = C_u = \frac{0.58}{0.19} = C_u = 3.05 \quad (1)$$

**Coefficient of gradation (C<sub>c</sub>)**

This parameter is expressed as:

$$C_c = \frac{D_{30}^2}{D_{60} \times D_{10}} = C_c = 0.66. \quad (2)$$

**3.1.3 Textural Classification of the Extracted Sand**

Texture of soil means its surface appearance. It is influenced by the size of the individual particles present in the soil. On the basis of particle sizes, a soil can be classified as gravel, sand, silt, and clay [18]. The Textural Analysis of the Extracted tar from the sieve analysis conducted is shown in Table 2.

**TABLE 2: Textural Analysis of the Extracted Sand (Asphalt Institute Classification System)**

Sieve Sizes	%Passing	Analysis of Extracted Sand	
		Remarks	Impacts
1" (25mm)	100	No Coarse Aggregates in the tar sand	Low value % passing indicates: <ul style="list-style-type: none"> <li>No Presence of oversize particle</li> <li>No Compaction difficulties</li> <li>No segregation</li> </ul> Tolerance of 2% - 3% less than 100% allowed
No. 8 (2.36mm)	91.9	Major Constituent of Tar Sand is Fine Aggregates (Sand)	High value % passing will result in: <ul style="list-style-type: none"> <li>Reduction of stripping in pavement</li> <li>longevity of roadway</li> <li>No inherent permeable mix</li> </ul>
No. 200 (0.075)	2.45	Low Fine Particles	Low value % passing will result in: <ul style="list-style-type: none"> <li>High Air Void</li> <li>High Permeability</li> <li>Low Asphalt Demands</li> <li>High VMA</li> </ul>

**3.1.4 Specific Gravity of the Tar Sand and Extracted Bitumen**

The result of Specific Gravity of the tar sand and extracted Natural Bitumen is summarized in Table 3.

**TABLE 3: Specific Gravity of Extracted Natural Bitumen**

	Tar Sand	Extracted Bitumen
Specific Gravity	2.50	0.57

**3.1.5 Marshall Test Properties on Direct Application of Tar Sand as Bituminous Mix.**

This test is aimed at determining the resistance of the tar sand to deformation when applied directly as bituminous mix. This will help verify if tar sand can withstand wheel load when applied directly in its raw form. The results obtained are summarized in Table 4.

**TABLE 4: Summary of The Marshall Test On Direct Application of Tar Sand as Bituminous Mix**

Properties	Values	Specification	Remarks
Stability (KN)	2.08	Not less than 3.5	Not Satisfactory
Flow (mm)	34.5	2 – 6	High Flow
Void (%)	19.59	3 – 5	High Void
VFA (%)	70.78	65 – 78	Satisfactory
VMA (%)	66.78	Min. of 13%	Satisfactory

The results show that the stability (KN) of the direct application of Tar Sand in its raw form as Bituminous Mix is low and not satisfactory for road pavement construction. However, with appropriate selection and blending of aggregates, bituminous mixes produced with Natural Bitumen binder present in the tar sand will be suitable for preventive road maintenance works, construction of footways, recreational trails, walkways, bikeways, golf cart paths, tennis court overlay and running track surfacing. The values of the Flow and Void are too high. However, the results of the VFA and VMA are within the ranges for Light Traffic (< 10<sup>4</sup>ESALS) [19].

**3.2 Grading Analyses of Extracted and Modified Natural Bitumen**

The preliminary and grading analyses conducted on the extracted and modified natural bitumen are summarized in Table 5 and the trend expressed in Fig 2 and 3 for Waste Water Sachets (WWS) and Shredded Waste PET Bottles (SWPB) respectively.

**TABLE 5: Grading Analyses of Extracted and Modified Natural Bitumen**

Properties	% Modification	Values	Standard Specification (ASTM)		Remarks
			Min.	Max.	
Solubility Trichloroethylene (%) in	0% Additives	100	99	-	Satisfactory
	0.1% WWS	100	99	-	Satisfactory
	0.2% WWS	100	99	-	Satisfactory

	0.3% WWS	100	99	-	Satisfactory
	0.4% WWS	100	99	-	Satisfactory
	0.5% WWS	100	99	-	Satisfactory
	1.0% WWS	100	99	-	Satisfactory
	1.5% WWS	100	99	-	Satisfactory
	2.0% WWS	100	99	-	Satisfactory
	2.5% WWS	100	99	-	Satisfactory
	1.5% SWPB	100	99	-	Satisfactory
	2.5% SWPB	100	99	-	Satisfactory
	5.0% SWPB	100	99	-	Satisfactory
	7.5% SWPB	100	99	-	Satisfactory
10.0% SWPB	100	99	-	Satisfactory	
Penetration at 25 °C, 100g, 5s (pen)	0% Additives	82	85	100	Bitumen 85/100
	0.1% WWS	72.8	85	100	Bitumen 60/70
	0.2% WWS	65.6	85	100	Bitumen 60/70
	0.3% WWS	57.4	85	100	Bitumen 60/70
	0.4% WWS	47.5	85	100	Bitumen 40/50
	0.5% WWS	41.8	85	100	Bitumen 40/50
	1.0% WWS	38.3	85	100	Hard Grade
	1.5% WWS	35.6	85	100	Hard Grade
	2.0% WWS	34.8	85	100	Hard Grade
	2.5% WWS	31.3	85	100	Bitumen 85/100
	1.5% SWPB	59.7	60	70	Bitumen 60/70
	2.5% SWPB	43.3	40	50	Bitumen 40/50
	5.0% SWPB	33.5	-	-	Hard Grade
7.5% SWPB	23.7	-	-	Hard Grade	
10.0% SWPB	14.4	-	-	Very Hard Grade	
Softening Point (°C)	0% Additives	50	45	52	Satisfactory
	0.1% WWS	50	45	52	Satisfactory
	0.2% WWS	59.1	45	52	High
	0.3% WWS	66.2	45	52	High
	0.4% WWS	74.4	45	52	High
	0.5% WWS	84.2	45	52	High
	1.0% WWS	89.5	45	52	High
	1.5% WWS	93.4	45	52	High
	2.0% WWS	96.5	45	52	High
	2.5% WWS	97.3	45	52	High
	1.5% SWPB	50	45	52	Satisfactory
	2.5% SWPB	63.1	45	52	High
	5.0% SWPB	71.9	45	52	High
	7.5% SWPB	82.8	45	52	High
10.0% SWPB	92.2	45	52	High	
Flash Point (°C)	0% Additives	> 350	230	-	Satisfactory
	0.1% WWS	> 230	230	-	Satisfactory
	0.2% WWS	> 230	230	-	Satisfactory
	0.3% WWS	> 230	230	-	Satisfactory
	0.4% WWS	> 230	230	-	Satisfactory
	0.5% WWS	> 230	230	-	Satisfactory
	1.0% WWS	> 230	230	-	Satisfactory
	1.5% WWS	> 230	230	-	Satisfactory
	2.0% WWS	> 230	230	-	Satisfactory
	2.5% WWS	> 230	230	-	Satisfactory
	1.5% SWPB	> 350	230	-	Satisfactory
	2.5% SWPB	> 350	230	-	Satisfactory
	5.0% SWPB	> 350	230	-	Satisfactory
	7.5% SWPB	> 350	230	-	Satisfactory
10.0% SWPB	> 350	230	-	Satisfactory	
Viscosity (Secs)	0% Additives	16	-	-	-
	0.1% WWS	18.2	-	-	-
	0.2% WWS	20.5	-	-	-
	0.3% WWS	23.0	-	-	-
	0.4% WWS	25.12	-	-	-
	0.5% WWS	28.0	-	-	-
	1.0% WWS	31.0	-	-	-
	1.5% WWS	33.0	-	-	-
	2.0% WWS	35.0	-	-	-
	2.5% WWS	37.11	-	-	-
	1.5% SWPB	15.8	-	-	-
	2.5% SWPB	17.6	-	-	-
	5.0% SWPB	19.5	-	-	-

	7.5% SWPB	22	-	-	-
	10.0% SWPB	24.9	-	-	-

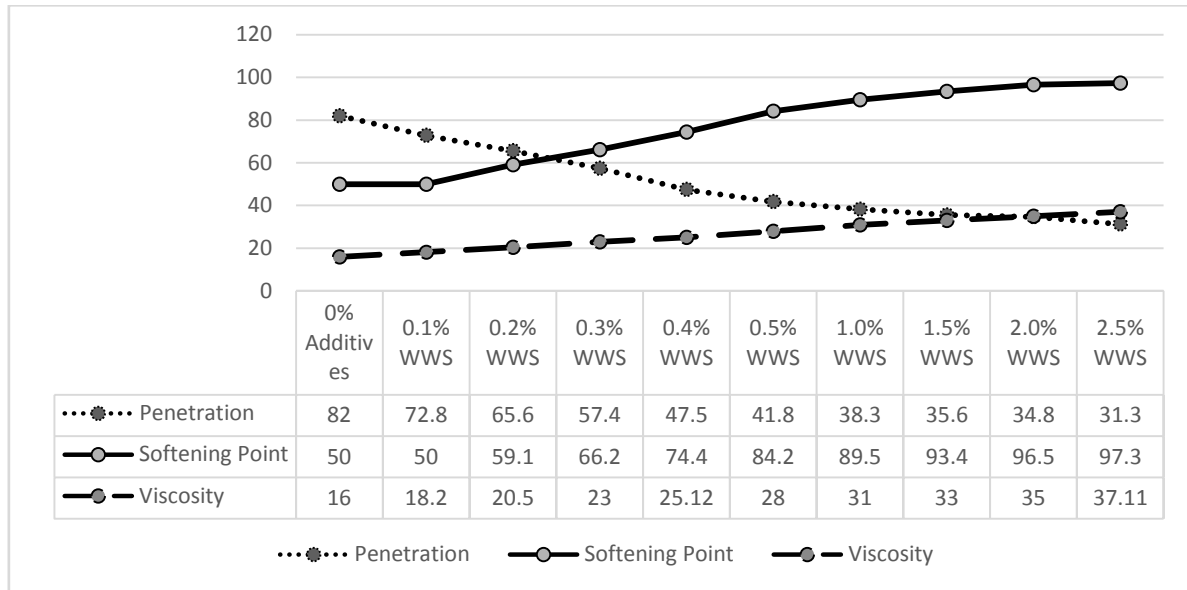


Fig 2: Grading Analyses of Extracted and WWS-Modified Natural Bitumen

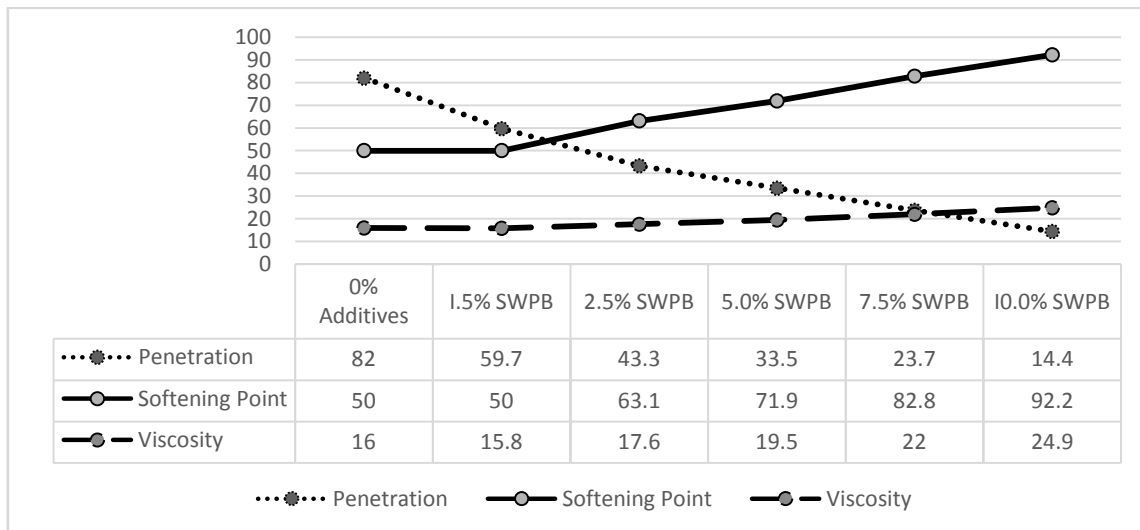


Fig 3: Grading Analyses of Extracted and SWPB-Modified Natural Bitumen

IV. CONCLUSION AND RECOMMENDATION

4.1 CONCLUSION

From the research work results, there is significant quantity of natural bitumen for exploration in the surface impregnated sedimentary Tar Sand. The percentage saturation of bitumen in the Tar Sand increases with depth of exploration. The bitumen is a light binder; the results show that, it can be modified to 60/70 bitumen and at satisfactory softening and flash point at 1.5% SWPB and 0.1% WWS.

The raw form of the tar sand can be used directly for preventive road maintenance works, construction of footways, recreational trails, walkways, bikeways, golf cart paths, tennis court overlay and running track surfacing. The natural bitumen extracted from the tar sand can be used as liquid Asphalt.

4.2 RECOMMENDATION

The results obtained from the research test show that, the use of natural bitumen is viable. This study was carried on only one surface outcrop of Tar Sand. I recommend that further studies be conducted on other surface outcrops of Tar Sand in Nigeria with extensive research on sub-surface Tar Sand. The possibility of using modified natural bitumen for asphalt concrete should be researched.



## REFERENCES

- [1]. Adedimila, A.S (2000) NUC webpage on Bitumen: Nigeria's Other Black Gold [online] Available: <http://www.nuc.edu.ng/nucsite/File/Inugural%20Lecture/ILS-11.pdf>.
- [2]. Adegoke, O.S and Ibe, E.C. The Tar Sand and Heavy Crude Resources of Nigeria. *Proceedings of the 2<sup>nd</sup> Control Future of Heavy Crude and Tar Sands*, February 7-17, 1982, Caracas, Venezuela, pp 48-62.
- [3]. Ekweozor, C.M. and Nwachukwu, J.I. *Nigerian Association of Petrol Exploration*. Bulletin 4, 1989, pp 82-94.
- [4]. B. Yunesse and M. P. M. R. Yajaira, *Polymer Modified Asphalt*. Vision Technologica, 2001. **9**(1): p. 39-48.
- [5]. Habib, N.Z., Kamaruddin, I., Napiyah, M., and Isa, M.T., *Rheological Properties of Polyethylene and Polypropylene Modified Bitumen*. World Academy of Science, Engineering and Technology, 2010. **72**(12): p. 293-297.
- [6]. Z. N. Kalantar, M. R. Karim, and A. Mahrez, *A Review of Using Waste and Virgin Polymer in Pavement*. 2012, Construction and Building Materials. p. 55-62.
- [7]. R. Vasudevan, S.K. Nigam, R. Velkennedy, B. Sundarakannan., Utilization of waste polymers for flexible pavement and easy disposal of waste polymers. *International Journal of Pavement Research and Technology*, 2010. **3**(1): p. 34-42.
- [8]. E Ahmadinia, M. Zargar, M.R. Karim and M. Abdelaziz., *Performance evaluation of utilization of waste Polyethylene Terephthalate (PET) in stone mastic asphalt*. Construction and Building Materials, 2012. **36**: p. 984-989.
- [9]. DonnchadhCaseya, McNally Ciaran, Gibney Amanda, M.D. Gilchrist., *Development of a recycled polymer modified binder for use in stone mastic asphalt*. Resources, Conservation and Recycling, 2008. **52**(10): p. 1167-1174.
- [10]. M. Garcia-Morales, P. Partal. F.J. Navarro and C. Gallegos, *Effect of waste polymer addition on the rheology of modified bitumen*. Fuel, 2006. **85**(7-8): p. 936-943.
- [11]. Sinan Himshioğlu and E. Ağa, *Use of waste high density polyethylene as bitumen modifier in asphalt concrete mix*. Materials Letters, 2004. **58**(3-4): p. 267-271.
- [12]. Salter, R.J. and F. Rafati-Afshar, *Effect of additives on bituminous highway pavement materials evaluated by the indirect tensile test*, in *66th Annual Meeting of the Transportation Board*. 1987, Transportation Research Board: Washington District of Columbia, United States. p. 183-195.
- [13]. S. Bose and P.K. Jain., *Laboratory studies on the use of organic polymers in improvement of bituminous road surfacing*, in *Highway Research Bulletin*. 1989, Indian Roads Congress: New Delhi. p. 63-79.
- [14]. Little, D.N., *An Additive of Asphalt Additives to Reduce Permanent Deformation and Cracking in Asphalt Pavements: A Brief Synopsis of Ongoing Research*. Proc. the Association of Asphalt Paving Technologists, 1986. **55**: p. 314-320.
- [15]. T. Süreyya, O. Halit, and A. Atakan, *Investigation of rutting performance of asphalt mixtures containing polymer modifiers*. Constr Build Mater, 2007. **21**(2): p. 328-37.
- [16]. G N King, H W Muncy, and J B Prudhomme, *Polymer modification: Binder's effect on mix properties*, in *Association of Asphalt Paving Technologists Proc*, E.L.S. Jr, Editor. 1986. p. 519-540.
- [17]. AwajaFiras and Dumitru Pavel., Recycling of PET. *European Polymer Journal*, 2005. **41**(7): p. 1453-1477.
- [18]. Braja M. Das, *Principles of geotechnical engineering*(CL Publishers, India, 7th Edition, 2010).
- [19]. Overseas Road Note 31 (1993) Guide to Bituminous Pavement Design. Overseas Centre, Transport Research Laboratory, Wokingham, UK.

Olutaiwo A.O " A STUDY OF NIGERIA NATURAL BITUMEN AND EFFECT OF POLYMER MODIFICATION ON THE BINDER PROPERTIES"American Journal Of Engineering Research (AJER), Vol. 7, No. 5, 2018, Pp.377-383.