

Strengthening of Concrete Columns under Axial Loading Condition with FRP

Mohammad, T.S.¹, Karim, F.K.^{2,*}

¹ MSc Student, Civil Eng. Department, College of Engineering, Sulaimani University, Sulaymaniyah, Iraq

² Lecturer, Civil Engineering Department, College of Engineering, Sulaimani University, Sulaymaniyah, Iraq

*Corresponding author Karim, F.R.,

ABSTRACT: Fiber-reinforced polymer FRP confinement usually used in a column to improve their load-carrying capacity, compressive strength, and ductility. The effect of FRP confinement on improving the axial performance of confined columns under axial load, as well as the factors that affect the amount of axial performance improvement of confined columns, have been explained in this study. This study consists of reviewing many studies in the literature on restricting columns with FRP under axial load conditions. The result showed that FRP can improve the load-carrying capacity, compressive strength, and ductility of confined column, and the confinement effectiveness is higher for columns with circular cross-section shape than square and rectangular cross-section shape, as well as the confinement efficiency is higher in columns with lower aspect ratio (length/width ratio) and lower slenderness ratio. Improving the axial performance of confined columns is more elevated in lower strength of concrete, and the improvement increase with increasing thickness of the FRP. The increasing radius of the corner of columns leads to more considerable improvement in strength and ductility. Strength and ductility improving are better in fully wrapped columns with FRP than partially wrapped, as well as confinement effect reduction with the increasing eccentricity of loading. CFRP is higher in effect than GFRP.

Keywords: Axial load, Column confinement, CFRP composites, FRP composites, GFRP composites

Date of Submission: 18-01-2020 Date of acceptance: 05-03-2020

I. INTRODUCTION

1-1 General introduction

Many civil structures may require to strengthen in several situations, including deterioration because of corrosion of steel reinforcement, destruction after an earthquake occurrence, insufficient design, overloading, construction errors, and functional modifications [1]. Strengthening of R.C structures is a significant part of the structural maintenance field. The purpose of strengthening is to promote the capability of an existing structural component [2]. Various materials & techniques have drawn to be feasible for strengthening concrete structures. These comprise sprayed concrete, steel plates, ferrocement, and fiber-reinforced polymer.

Sprayed concrete is one of the most common systems and the oldest substances of strengthening and repairing of R.C structures. Sprayed concrete has utilized in strengthening the field for nearly 90 years [2]. Using sprayed concrete for strengthening reinforced concrete beam as described in 1998s [3]. There are two methods for utilizing sprayed concrete. American Concrete Institute (1990) describes "dry and wet mix sprayed concrete," in "dry mix spray concrete" process the greater quantity of the blending water is added by the nozzle, while in "wet mix sprayed concrete" the components of sprayed concrete, including water, are blended before applying to the concrete structure. Both dry and wet mixes sprayed concrete are used in concrete repair and strengthening effort; only the usage of "dry mix sprayed concrete" is more common [2].

Ferrocement is a kind of thin combined material preparation of cement mortar reinforced by uniformly distributed layers of continuous and small diameter wire meshes. Ferrocement ideally suited as a strengthening technique for the rehabilitation of RC structures [2]. The utilizing of ferrocement in repair was first introduced in (1987) by Romuldi and Irons [4,5]. Ferrocement is beneficial in the enhancement of load carrying capacity [6], better cracking behavior, flexural capacity, ductility, and stiffness [7]. The adaptability of the Ferrocement

technique is low price, the broad availability of component materials, realistic quality control, and good strength capacity [8].

The steel plate is one of the most usually used techniques for the strengthening of RC structures. It is useful in promoting the shear capacity [9] and the flexural capacity of the RC beam [10]. Steel plate for Strengthening is a widespread system because of its cheapness, availability, uniform properties of materials (isotropic), high ductility, high fatigue strength, and easy to operate [11]. Inquiries into the operation of structural elements strengthened by this system started in the 1960s. This technique had used to enhance both bridges and buildings in countries such as France, Belgium, Poland, Japan, South Africa, United Kingdom, and Switzerland [12]. The most common type of plating is to paste, steel plates in the tension faces of beams.

Using fiber-reinforced polymer (FRP) for the strengthening of RC structures is too impressive because it has a high strength to weight proportion. It informed that the materials of FRP had mechanical and physical properties much more wholesome to those of steel, especially tensile and fatigue resistance, and these qualities kept under a broad range of temperatures [13]. Though, the utilizing of FRP for civil engineering structures restricted for many years because of its low failure strains, higher cost, and uninformed long-term performance [14]. In 1986, the first highway bridge utilizing FRP reinforcing tendons was constructed in Germany [15]. The first FRP pedestrian bridge built in 1992 in Scotland. In the U.S., the first FRP concrete bridge deck was put up in 1996 in McKinleyville [15]. FRP has utilized for applications of strengthening in different industries. Though, common applications for bridge components include externally bonded (EB) composite fabrics or jackets on columns, beams, and bridge decks, where substantial enhancements in compressive, flexural and shear performance has been achieved [16-22]. The advantages of FRP comprise lightweight, high strength-to-weight ratio, simplicity in installation, and excellent corrosion resistance. FRP composites are cheaper in transporting due to their lightweight, no formwork required and no or less scaffolding to put up, and minimally add to a structure's dead load. Due to the strength of FRP composites, only thin layers required to rehabilitate columns and beams, the least changing original dimension [23].

FRP is valid in a variety of forms, such as grids, sheets, bars, and pre-stress tendons. Some types of FRP components, such as bar and tendon form, are mainly used instead of steel reinforcement in new concrete members. For existing concrete elements, innovative rehabilitation systems comprise the use of FRP sheets in the phase of wrapping of beam to strengthen shear or flexural capacity, wrapping of column to improve seismic and compressive performance, bonded FRP flange plates to promote bending capacity, and epoxying FRP rods in channels cut into the substrate to upgrade member strength [24]. The single of the most flexible strengthening options is the use of externally bonded EB FRP systems.

FRP involved in combined fiber and the polymeric matrix. Typically, the volume fraction of fibers in FRPs is around 50-70% for strips and about 25-35% for sheets. Three types of reinforcing fibers commonly used: carbon, aramid, and glass. In recent times, basalt fibers were becoming commercially valid. Basalt fibers form from volcanic basalt rocks; they have superior chemical and thermal resistance. Generally, carbon fibers have the highest elastic modulus than glass fibers. All fibers types display linear elastic conduct when tested [23]. Glass fibers have been commercially obtainable since 1939. Glass fibers categorized into three kinds: S-glass fibers, E-glass fibers, and alkali-resistant glass fibers (AR-glass). Carbon fibers have been commercially obtainable since 1959. Aramid fibers created in the late 1950s, at the beginning it was appeared with the trade name Nomex by DuPont. Aramid fibers generally used for military and aerospace applications; they have high thermal resistance properties [25]. Vinyl ester, polyester, and epoxy are the most widely utilized polymeric matrix materials in FRP composite. They are thermosetting polymers with excellent chemical resistance. Epoxies are further costly than vinyl-esters and polyesters. Still, they have better mechanical properties and outstanding durability than vinyl-esters and polyesters, the task of the matrix is to keep the fibers from environmental corrosion or abrasion, the matrix has a great effect on many composite mechanical properties, such as the shear properties, strength, the transverse modulus and the properties under compression [26].

The strengthening of RC columns by FRP composites comprises external FRP wrapping, FRP spraying, and FRP encasement. Columns can be strengthened to upgrade the axial, flexural, and shear capacities for a difference of reasons, for instance, lack of confinement, seismic loading, eccentric loading, corrosion, and accidental impacts [27]. Confinement is usually used in a column, with the purpose of improving their load-carrying capacity and in cases of seismic promotion, to upgrade their ductility. Confinement involves column wrapping with FRP sheets, placed sheets with fiber running in the direction of circumferential or prefabricated jacketing [26, 27].

1-2 Objectives

The overall objectives were to quantify how the strengthening of concrete columns by FRP confinement improves the axial performances of concrete columns under axial load condition, including load carrying capacity, compressive strength, and ductility, as well as to identify the factors that have the influence of on improving axial performance of confined columns under axial load. The specific objectives are as follows:

- 1- To find out the effect of the compressive strength of confined columns on improving axial performance under axial load.
- 2- To determine the influence of shape, aspect ratio, corner radius, and slenderness ratio of confined columns on the strength and ductility improvements.
- 3- To identify the effect of the form of warping on improving columns axial performance under axial load condition.
- 4- To find out the influence of the thickness of FRP confinement on the amount of improving strength and ductility of confined columns.
- 5- To determine the effect of the type of fiber on the efficiency of FRP confinement.

II. STRENGTHENING OF CONCRETE COLUMNS UNDER AXIAL LOAD WITH FRP

The commonly used of FRP are carbon FRP (CFRP), glass FRP (GFRP) and aramid FRP (AFRP) typical forms of FRP composites shown in Figure 2-1. FRP encasement or sheets can utilize to upgrade the axial load carrying capacity of the column with the least increase in the cross-sectional area. Confinement involves column wrapping with FRP sheets, place cured sheets with fiber running in the direction of circumferential or prefabricated jacketing. The use of confinement leads to a higher load-carrying capacity [27]. Confinement is fewer in effect for square and rectangular than circular RC columns because of the confining stresses that transmitted to the concrete at the cross-section four corners as presented in Figure 2-2, where the effectiveness of confinement exposed by gray shaded area for different shapes of columns. Confinement effectiveness rises with the corner radius increasing [28].




Figure 2-1 FRP sheet (a) CFRP, (b) GFRP, (c) AFRP

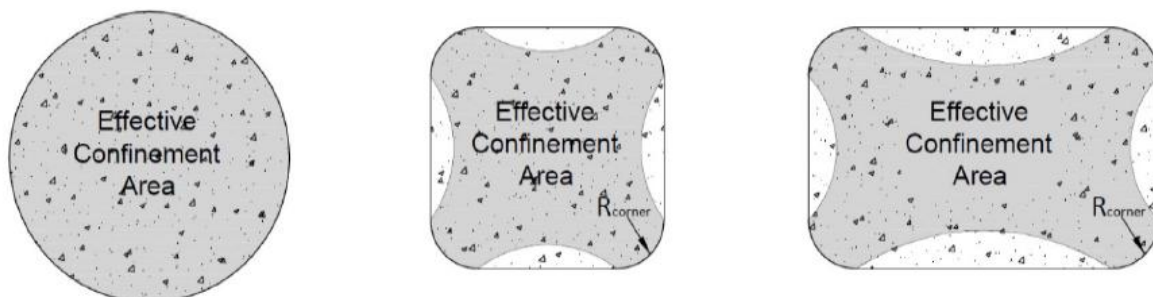


Figure 2-2 Confinement effectiveness areas in rectangular, square and circular columns [27]

Recent researches display that FRP applying in the lateral direction or hoop under axial loading can excellently upgrade the column's load-carrying capacity and concrete strain capacity [29–34]. In axially loaded columns, FRP confinement with sheets is considerably more in effect in upgrading concrete axial deformation or capacity. Though the FRP amount and tensile strength are accountable for growth in the strength,

the improvement in ductility is contrarily proportional to the stiffness (Elastic-modulus) of the FRP, which means that the greater the growth in strength is the lesser the growth in ductility is, for a specific FRP wrap [29]. The FRP wrap is effective in the strengthening of concentrically and eccentrically loaded columns, but the confinement efficiency drops when a column is under an eccentric axial load [35, 36].

Some observational data on the influence of columns strengthening by FRP under axial loading is exposed in Table 2-1. The growing in axial load capacities of the confined columns in these investigations ranges from 6% to 177%. The increase relies on several variables, such as the amount and properties of FRP reinforcement, concrete strength, the cross-section shape of the column, and level of axial load.

Table 2-1 Experimental data to increase in axial load capacities of axially loaded confined columns with FRP

| Ref. | Test ID | Retrofit | Load Increase (%) |
|-------------------------------|-----------|--------------------|-------------------|
| Matthys et al. [29] | K2 | CFRP | 59.2 |
| | K3 | CFRP | 59.9 |
| | K4 | GFRP | 61.8 |
| | K5 | GFRP | 13.7 |
| | K8 | CFRP/GFRP | 33.0 |
| Wu et al. [30] | L-C-1 | AFRP | 68.6 |
| | L-C-2 | AFRP | 176.7 |
| | L-D-2 | AFRP | 30.5 |
| | L-D-3 | AFRP | 61.2 |
| | M-C-1 | AFRP | 50.7 |
| | M-C-2 | AFRP | 112.8 |
| | M-C-3 | AFRP | 136.7 |
| | M-D-1 | AFRP | 6.8 |
| | M-D-2 | AFRP | 19.6 |
| | M-D-3 | AFRP | 29.4 |
| | H-C-1 | AFRP | 21.8 |
| | H-C-2 | AFRP | 52.2 |
| | H-C-3 | AFRP | 102.1 |
| Toutanji et al. [31] | K9 | CFRP | 14.9 |
| | K10 | CFRP | 8.5 |
| | K11 | CFRP | 6.4 |
| De Luca et al. [32] | R-0.5-5GA | GFRP | 13.0 |
| | R-0.5-5GB | GFRP | 18.0 |
| Hu et al. [33] | F2-202 | FRP and steel tube | 24.0 |
| | F3-202 | FRP and steel tube | 42.0 |
| | F4-202 | FRP and steel tube | 64.0 |
| Herwig and Motavalli [37] | Col. 5 | GFRP | 28.0 |
| | Col. 6 | GFRP | 46.0 |
| | Col. 7 | GFRP | 32.0 |
| Abdelrahman and El-Hacha [38] | NR-CFRP | CFRP | 38.0 |

2-1 Strengthening of concrete columns under axial load with CFRP

For concrete column strengthening under axial load, the most common systems of FRP are CFRP wrap. CFRP has high durability, high tensile strength, corrosion resistance, and lightweight. Hence it is conceivable to meet the conditions for strengthening or structural rehabilitation; CFRP is easy to put on in many positions such as columns, beams, decks, piles, and slabs [39].

A number of researchers have investigated along the axial behavior of concrete column confinement with CFRP and the factors that have influence on the performance of confined columns, including concrete strength, thickness of wrap (number of CFRP layers), wrapping condition (fully or partially wrapping), longitudinal reinforcement, geometric and loading faultiness, aspect ratio (length-to-width ratio) of the cross-section of column, corner radius of column cross-section.

In a research which has been done to determine the influence of concrete strength and CFRP thickness on carrying load capacity of the confined column with CFRP jacket under axial load, short square RC columns with low to medium strength concrete under concentric axial load tested, the result displayed that the CFRP confinement enhanced the axial ductility and the axial load carrying capacity of columns. The result also indicated that increasing the CFRP thickness led to enhancing the axial ductility and the axial load carrying capacity, but the wrapped columns with two layers and three layers of CFRP have a very close value of maximum axial strain and carrying axial load capacity, which it is mean that increasing the CFRP thickness will reach a high degree of efficiency and no more. It was concluded that the improvement in the axial loading capacity was more significant for the more deficient concrete strength [40].

In another research which also the influence of CFRP wrapping thickness on the performance of confined columns was studied, it informed that increasing the CFRP layer number resulted in a higher increase in the performance of the column and the load-carrying capacity. In the same study using of the longitudinal CFRP straps in a combination of CFRP circumferentially wrapped was also investigated under large eccentrically axial load, it was described that the longitudinal CFRP straps considerably enhanced the column performance with a large eccentricity [41].

In addition to studies on CFRP columns confinement another study behavior of RC square columns fully and partially wrapped with CFRP under concentric and 15, 25 mm eccentric axial loads were investigated, the result of test is presented in Table 2-2, the result indicated that CFRP confinement promoted the strength of confined columns in both eccentric and concentric loading case, and the upgrade in the strength of columns with fully wrapped by CFRP was greater than the upgrade in the strength of columns with partially wrapped by CFRP under all three loading conditions [42].

Influences of aspect ratio (t/b mm) of the cross-section of the column on the strength and ductility improvement of the wrapped column with CFRC under axial load as well as fully and partially covered investigated in some study. Different aspect ratios (t/b) 1.0, 1.56, 2.04, and 2.56 were studied with both fully and partially wrapped columns by CFRP. The result of testing column specimens indicated that the enhancement in the carrying load capacity increases with the aspect ratio decrease. Without regard to the aspect ratio value, the fully confined columns showed a greater improvement in strength than the partially confined column as shown in Table 2-3 and Figure 2-3. For fully CFRP-wrapped columns with aspect ratios 1.0, 1.56, 2.04, and 2.56, the strength enhancements were 73, 44, 40, and 37%, respectively. Likewise, for columns that partially confined with CFRP, with the aspect ratios 1.0, 1.56, 2.04, and 2.56, the strength enhancements were 64, 27, 34, and 30%, respectively. From the result of the test, it can observe that the effect of concrete confinement reduces when loading eccentricity increases [43].

Table 2-2 Experimental results of the specimen under the concentrically and eccentrically loaded [42]

| Specimen | Axial loading condition | Increase in P_{ult} relative to the reference specimen (%) |
|-------------------|-------------------------|--|
| Reference | Concentric | - |
| Partially wrapped | | 12.1 |
| Fully wrapped | | 62.5 |
| Reference | 15mm eccentricity | - |
| Partially wrapped | | 9.6 |
| Fully wrapped | | 37.5 |
| Reference | 25mm eccentricity | - |
| Partially wrapped | | 8.6 |
| Fully wrapped | | 39.1 |

Table 2-3 Result value of tested columns [43]

| Specimens | Aspect ratio | σ_c (MPa) | Strength increasing (%) |
|---------------------|--------------|------------------|-------------------------|
| Reference | 1.00 | 19.53 | - |
| Partially CFRP wrap | | 31.98 | 64 |
| Fully CFRP wrap | | 33.73 | 73 |
| Reference | 1.56 | 20.30 | - |
| Partially CFRP wrap | | 25.85 | 27 |
| Fully CFRP wrap | | 29.18 | 44 |
| Reference | 2.04 | 18.28 | - |
| Partially CFRP wrap | | 24.58 | 34 |
| Fully CFRP wrap | | 25.50 | 40 |
| Reference | 2.56 | 18.18 | - |
| Partially CFRP wrap | | 23.65 | 30 |
| Fully CFRP wrap | | 24.88 | 37 |

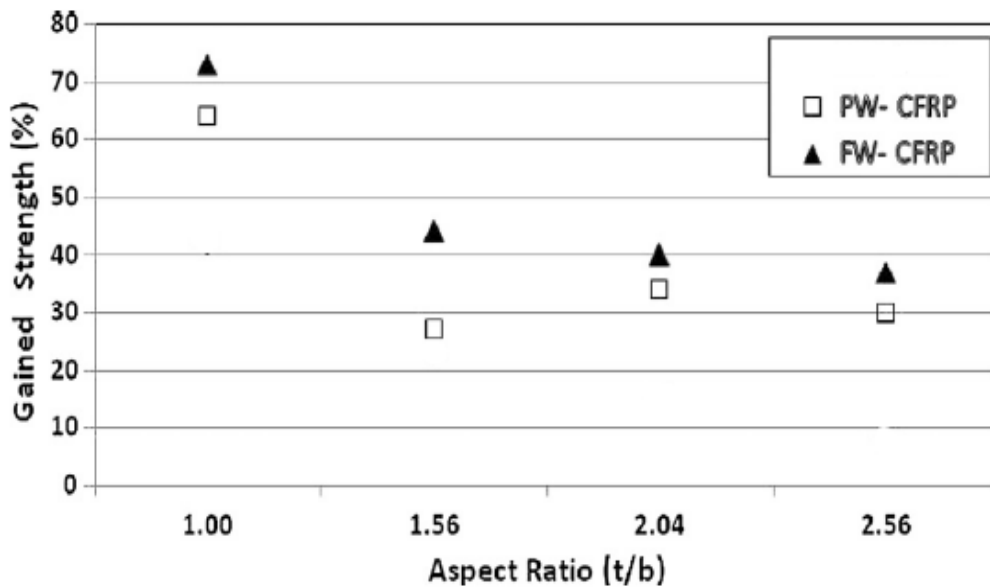


Figure 2-3 Increase in strength for the various aspect ratios [43]

The effects of the concrete strength, the layer number of CFRP, and the cross-section aspect ratio on the behavior of retrofitted columns with CFRP jackets under axial load have been studied in other research. Specimens with low strength concrete (3Ksi) and normal to high strength concrete (6Ksi), up to four layers CFRP, and aspect ratio 0.5, 0.65, and 1.0 prepared in the study, all samples tested under concentric axial load. The results of test indicated that the CFRP confinement provided improvement in both the ductility and the capacity of carrying load of the column, and also from the test result can observe that the strength and ductility enhancement of the CFRP confined column is more substantial for lower strength concrete, and increasing layers number of CFRP confining leads to more improvement in strength as shown in Figure 2-4, it was also reported that column with greater aspect ratio showed lower improving in strength [44].

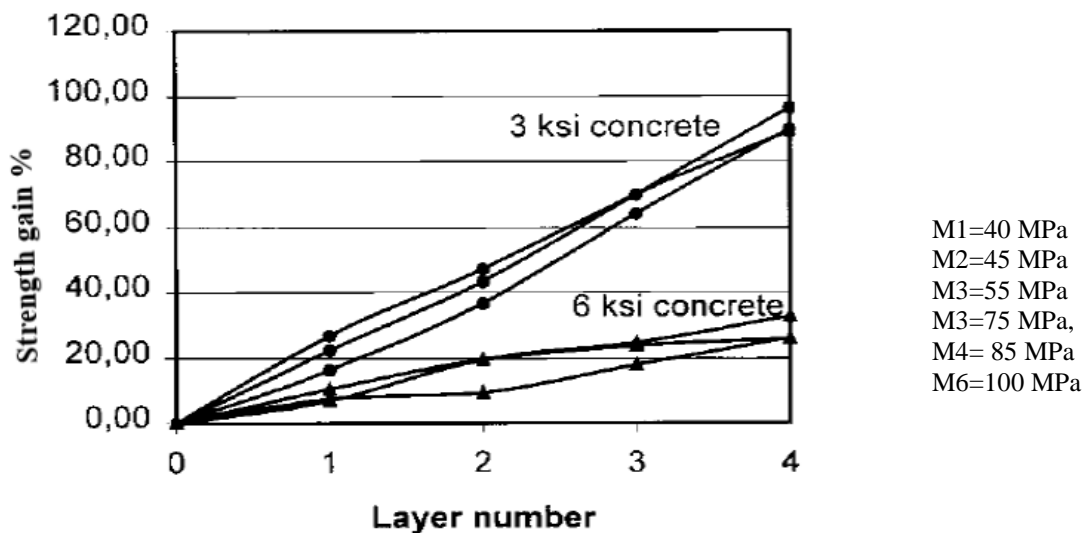


Figure 2-4 Compressive strength gain of concrete, % V.S. Number of confining layers [44]

Figure 2-4 shows that for the same stiffness of jacket (four layers), the three ksi concrete 90% increase in the strength of the CFRP confined concrete achieved, while in the six ksi concrete, it was only 30%. In addition to examinations on the behavior of columns confined with CFRP under axial load, the aspect ratio and the corner radius of column cross-sections have been studied. Two square columns (355x355mm) cross-section with (15mm) and (30mm) corner radius, and rectangular column (250x500mm) with (30mm) corner radius prepared for the study, the specimens confined with CFRP and tested under axial load. The outcomes of the experiment shown that the square column with the larger corner radius (30mm) has a resistance rise of 1.12 compared to the strength rise of 1.09 in the square column with the smaller corner radius (15mm). Even the

rectangular column has the same corner radius (30mm), but it has the lowest strength rise of all (1.07) due to its higher aspect ratio [45].

2-2 Strengthening of concrete columns under axial load with GFRP

Glass FRP has superior physical and mechanical properties; in tension, they can be two times stronger than steel with only a 0.25 of the steel weight [46]. GFRP composites have low stiffness, high elongation [23]. GFRP wrapping is considerably efficient in improving axial performance, but comparing to CFRP, it is smaller in effect on enhancing the axial performance of the confined column. It reported that for the same columns parameter and wrapped layers, the confined columns with CFRP show higher enhancement in ductility and load-carrying capacity than columns with GFRP confinement [47, 48].

Numerous of researchers have been investigated along the axial behavior of concrete column confinement with GFRP and the factors that has influence on the performance of confined columns comprising, concrete strength, thickness of wrap (number of GFRP layers), aspect ratio (length/width ratio) of the cross-section of the column, slenderness ratio (height-to-diameter ratio), corner radius of column cross-section.

In one of the studies which have performed in an axial performance of the GFRP confined column, the effect of wrap parameters has investigated; these parameters are the concrete compressive strength and number of wrapping layers (composite thickness). In the study, high strength concrete cylinder columns with different compressive strength and (150*300mm) dimensions, prepared and then the samples are confined to 0, 1, and 3 layers of GFRP. All samples tested under uniaxial compressive loads. The result of the experiment was indicated that GFRP confinement could upgrade the compressive strength and the ductility of specimens significantly, and the percentage of improvement in both strength and ductility increase with increasing number of layers of GFRP, and it was observed that the percentage of increase in both compressive strength and ductility was higher for specimens with a lower strength of concrete as shown in Figure 2-5 [49].

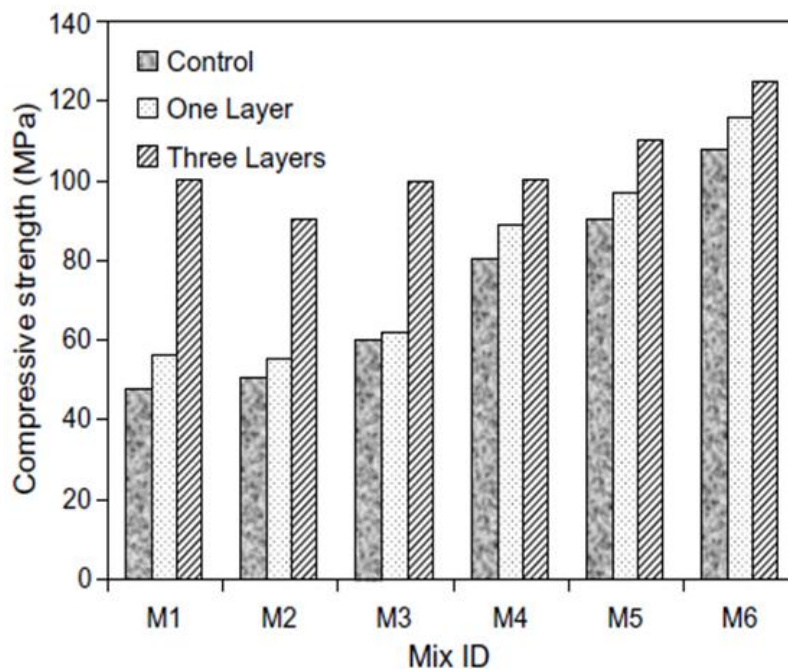


Figure 2-5 Compressive strength gain with the number of layers [49]

Cross-section shapes of confined columns with GFRP have considered in an investigation. RC Columns with square, rectangular, and circular shapes with the same cross-sectional area, 20mm of corner radius, and one layer of GFRP prepared, all the specimens loaded in axial compression. From the obtained result of the experiment, it concluded that GFRP wrapping improves the carrying of axial load capacity. GFRP confining for circular columns generates the most significant improvement in axial load, which 159%, increasing in axial load, noted. About 79% and 76%, improving in axial load for square and rectangular columns obtained, respectively. Square cross-section shape is better in the axial performance of GFRP confinement than the rectangular cross-section shape due to its lower aspect ratio [50].

The thickness of the jacket, diameter of the column, slenderness ratio (height/diameter ratio = H/D) have studied in other research. Several samples of the concrete cylinder with a different height (H=300mm, 450mm, 600mm, and 750mm) and two different diameters (D=150mm, and 250mm) prepared, then samples were

confined with GFRP with 0,2, and 3 layers. Samples were axially loaded. The outcome of the experiment shown in Table 2-4. From the result of examination it can observe that (1) value of strength 91.9 MPa and 81.2 MPa for $H/D=3$ and 4, respectively, this is mean that increasing slenderness ratio (H/D) leads to reduction in strength increasing (2) for the same H/D , strength of confined sample were 89.1 MPa for two layers of GFRP, and 128.1 MPa for three layers of GFRP, this is mean that for the same H/D increase the number of the layers leads to higher improvement in strength (3) for constant H/D increasing diameter of the specimens, leads to a substantial reduction in the strength of the cylinders [51].

Table 2-4 Samples identification and characterization [51]

| Specimen ID | Height (mm) | Diameter (mm) | Slenderness ratio (H/D) | Layers of GFRP | Compressive strength (MPa) |
|-------------|-------------|---------------|-----------------------------|----------------|----------------------------|
| EE-45-A | 450 | 150 | 3 | 2 | 91.9 |
| EE-60-A | 600 | 150 | 4 | 2 | 81.2 |
| EE-75-A | 750 | 150 | 5 | 2 | 89.1 |
| EE-75-C | 750 | 250 | 3 | 2 | 55.8 |
| EE-75-D | 750 | 150 | 5 | 3 | 128.1 |

Performance of square concrete columns with three various corner radii $R=0$ mm, 8 mm, 16 mm strengthened with (GFRP) jackets and subjected to axial compressive loading, 0, 1, and 2 layers of GFRP were used. From the result of an experiment, it was concluded that the corner radius and the GFRP layer number are the main parameters, having a significant outcome on the behavior of confined specimens (as shown in Figure 2-6), the strength gain of confined specimens was increased by corner radii as well as the number of GFRP layer. In the specimen with 16mm corner radius and two layers of GFRP strength increased by 36 % with the respect of control specimen, while in the confined sample without corner radius and one layer of GFRP only 2% of strength increased concerning control specimen due to high-stress concentration at corners [52].

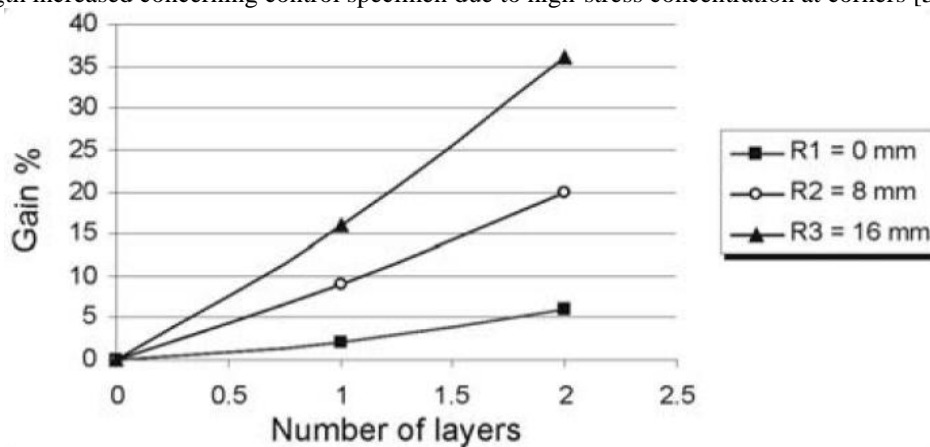


Figure 2-6 Compressive strength gain in versus layers number of GFRP [52]

Confined columns with GFRP and hybrid FRP (glass-basalt FRP) tested under axial load in another work, and columns parameter, namely cross-section shape and aspect ratio investigated to determine axial performance. It concluded that the FRP wrapping improves concrete axial strength, but it is further in effect in improving concrete strain capacity. Moreover, the shape and aspect ratio of the cross-section affects the efficiency of the confinement. Efficiency is greater for square than for rectangular cross-section and drops as the aspect ratio of rectangular cross-section increases. Besides, the axial performance of column confinement with the glass-basalt hybrid FRP and GFRP laminates was similar [32].

2-3 Strengthening of concrete columns under axial load with AFRP

AFRP is dissimilar from GFRP and CFRP in the properties of elastic modulus, strength, and ultimate rupture strain. For example, the elongation-to-disruption of aramid FRP is 60% greater than carbon FRP and marginally higher than glass FRP. In contrast, the tensile strength of aramid FRP is 20% lesser than the tensile strength of carbon FRP, aramid FRP higher in strength than glass FRP [53]. Most of the

earlier investigations were focused on confined columns with CFRP and GFRP, while fewer concentrated on the confined columns with AFRP.

Square short columns with different compressive strength 46.43 MPa, 78.50 MPa, and 101.18 MPa cast and confined with 0, 1, 2, 3 layers AFRP sheets. Three parameters, namely, the concrete strength, the form of AFRP wrapping, and the numbers of AFRP sheets are studied. In some specimens, the AFRP sheets wrapped entirely, and in others, the sheets wrapped partially. All samples tested under axial compressive loading. It reported that the strength and ductility of the confined columns were improved when fully covered with AFRP, though only the strength was enhanced when partially wrapped with AFRP sheets. It was also reported that strength and ductility of confined columns enhance with increasing the quantity of AFRP sheets, as well as strength and ductility improvement is higher in the column with lower concrete strength [53]. The same result obtained in another study about the number of AFRP wrapping, where square concrete columns were confined to 0, 1, 2, and 3 layers of AFRP and tested under axial load. From the result of an experiment, it concluded that increasing the AFRP confinement leads to improvements in ultimate axial strength and ultimate axial strain of confined columns, and this improvement increase with addition in number of confinement, in this study failure mode of columns confined with CFRP, GFRP, and AFRP were compared, and it reported that the failure of the confined columns with AFRP and CFRP were more violent than the columns confined with GFRP and often even explosive [54].

In addition to studies on AFRP, the effect of the concrete compressive strength, the system of AFRP confinement, and the number of the layers of AFRP on the axial performance of circular HSC columns wrapped with AFRP sheet have investigated in another study. Columns wrapped 0, 1, 2, and 3 layers, some specimens fully covered with AFRP, and others are partially wrapped, samples tested under axial compressive load. From the test result, it was concluded that the compressive strength of the AFRP wrapped columns is enhanced as the number of the layers of AFRP increases, and strength improvement is higher in columns with full confinement than partially confinement, and also strength improvement higher when the strength of concrete is lower. It was also reported that in AFRP confinement improved ductility significantly in columns which fully wrapped with AFRP, but in columns which partially confined with AFRP, the enhancement in ductility is limited [30].

III. CONCLUSION

Strengthening column with FRP in the form of confinement is usually used in a column to improve their load-carrying capacity and, in cases of seismic promotion, to upgrade their ductility. FRP column confinement dramatically improves the axial performance of concrete columns under axial load. Still, many parameters influence this improvement, including, concrete strength, the thickness of wrap (number of CFRP layers), wrapping condition (fully or partially wrapping), longitudinal reinforcement, load eccentricity, aspect ratio (length-to-width ratio) of the cross-section of the column, corner radius of column cross-section. Based on many previous investigations, the following conclusions can be drawn:

- 1- Improving the strength and ductility of high strength concrete confined columns with CFRP, GFRP, and AFRP than in lower concrete strength.
- 2- Increasing the number of layers of CFRP, GFRP, and AFRP leads to more considerable improvement in strength and ductility of confined concrete columns.
- 3- Confinement is fewer in effect for square and rectangular than circular RC columns confined with CFRP, GFRP, and AFRP.
- 4- The efficiency of the confinement decreases with increasing aspect ratio (length/width) ratio.
- 5- Increasing the corner radius of the cross-section of confined columns with CFRP, GFRP, and AFRP leads to a more significant improvement.
- 6- The increasing slenderness ratio of columns leads to a reduction in strength improvement.
- 7- The effect of concrete confinement reduces when the eccentricity of loading increases.
- 8- Strength improvement of confined columns is more significant in fully wrapped columns with CFRP, GFRP, and AFRP than partially covered columns.
- 9- The ductility of fully wrapped columns with FRP is dramatically increased, but in columns which partially confined with AFRP, the enhancement in ductility is limited.
- 10- FRP confinement is better in improving strength than improving ductility.
- 11- The efficiency of CFRP is higher than that GFRP has.
- 12- The axial performance of column confinement with the glass-basalt hybrid FRP and GFRP laminates is similar.
- 13- Failure of the confined columns with AFRP and CFRP were more violent than the columns confined with GFRP and often even explosive.

ACKNOWLEDGMENT

The student would like to give thanks to Dr. Ferhad R.Karim, lecturer in the faculty of Engineering/Civil Engineering Department, University of Sulaimani, for his assistance and precious guidance throughout the study.

REFERENCES

- [1]. Waghmare, S. P. B. (2011). Materials and jacketing technique for retrofitting of structures. *International Journal of Advanced Engineering Research and Studies*, 1(1), 15-19.
- [2]. Alam, M. A., & Jumaat, M. Z. (2012). Experimental investigations on U-and L-shaped end anchored CFRP laminate strengthened reinforced concrete beams. *Arabian Journal for Science and Engineering*, 37(4), 905-919.
- [3]. Diab, Y. G. (1998). Strengthening of RC beams by using sprayed concrete: an experimental approach. *Engineering Structures*, 20(7), 631-643
- [4]. Romualdi, J. P. (1987). Ferrocement for infrastructure rehabilitation. *Concrete International*, 9(9), 24-28.
- [5]. Iorns, M. (1987) Laminated ferrocement for better repair. *Concrete International: Design and Construction* 9(9): 34-38.
- [6]. Bansal, P. P., Kumar, M., & Kaushik, S. K. (2008). Effect of wire mesh orientation on the strength of beams retrofitted using ferrocement jackets. *Int. J. Eng*, 2(1), 8-19.
- [7]. Ong, K. C. G., Paramasivam, P., & Lim, C. T. E. (1992). Flexural strengthening of reinforced concrete beams using ferrocement laminates. *Journal of ferrocement*, 22, 331-331.
- [8]. Khan, S. U., Nuruddin, M. F., Ayub, T., & Shafiq, N. (2013). Effects of ferrocement in strengthening the serviceability properties of reinforced concrete structures. In *Advanced Materials Research (Vol. 690, pp. 686-690)*. Trans Tech Publications. 28
- [9]. ACI Committee 364, 2008 "Increasing Shear Capacity within Existing Reinforced Concrete Structures (ACI 364.2T-08)" American Concrete Institute.
- [10]. Thamrin, R., & Sari, R. P. (2017). Flexural Capacity of Strengthened Reinforced Concrete Beams with Web Bonded Steel Plates. *Procedia Engineering*, 171, 1129-1136.
- [11]. Jumaat, M. Z., & Alam, M. A. (2007). Plate bonded strengthened RC beams with end and intermediate anchors. *International Journal of Engineering and Technology*, 4(2), 185-193.
- [12]. Jones, R., Swamy, R. N. and Charif, A. (1998) Plate separation and anchorage of reinforced concrete beams strengthened by epoxy-bonded steel plates. *The Structural Engineering* 66(5): 85-94.
- [13]. Garden H. N. and Holloway L. C. (1998) An experimental study of the influence of plate end anchorage of carbon fiber composite plates used to strengthen reinforced concrete beams. *Composite Structures* 42: 175- 188.
- [14]. Neale K. W. and Labossiere P. (1991) Advanced composite materials with applications to bridges. Mufti A. A. Erki, M. A., and Jaeger L. G., Editors. *The state-of-the-art report, CSCE*, pp. 21-69.
- [15]. Harries, K. A., Porter, M. L., & Busel, J. (2003). FRP materials and concrete-research needs. *Concrete International*, 25(10), 69-74.
- [16]. Nanni, A., Norris, M. S., & Bradford, N. M. (1993). Lateral confinement of concrete using FRP reinforcement. *Special Publication*, 138, 193-210. 29
- [17]. Karbhari, V. M., Eckel, D. A., & Tunis III, G. C. (1993). Strengthening of concrete column stubs through resin-infused composite wraps. *Journal of Thermoplastic Composite Materials*, 6(2), 92-107.
- [18]. Saadatmanesh, H., Ehsani, M. R., & Li, M. W. (1994). Strength and ductility of concrete columns externally reinforced with fiber composite straps. *Structural Journal*, 91(4), 434-447.
- [19]. Chajes, M., Januszka, T.F., Mertz, D.R., Thomson, T.A., Finch, W.W., 1995. Shear strengthening of reinforced concrete beams using externally applied composite fabrics. *Struct. J. ACI*. 92 (3), 295-303.
- [20]. Labossiere, P., Neale, K.W., Demers, M., Picher, F., 1995. Repair of reinforced concrete columns with advanced composite materials confinement. In: Toutanji, H.T. (Ed.), *Repair and Rehabilitation of the Infrastructure of the Americas*. University of Puerto Rico, Puerto Rico, pp. 153-165.
- [21]. Elarbi, A., 2011. Durability Performance of FRP Strengthened Concrete Beams and Columns Exposed to Hygrothermal Environment, Ph.D. Dissertation. Department of Civil and Environmental Engineering, Wayne State University, Detroit, MI.
- [22]. Tavakkolizadeh, M., Saadatmanesh, H., 2003. Strengthening of steel-concrete composite girders using carbon fiber reinforced polymer sheets. *J. Struct. Eng.* 129 (1), 30-40.
- [23]. Wu, H. C., & Eamon, C. D. (2017). Strengthening of Concrete Structures Using Fiber Reinforced Polymers (FRP): Design, Construction, and Practical Applications. Woodhead Publishing. 30
- [24]. han, M., 2010. Bridge and Highway Structure Rehabilitation and Repair. ISBN: 978- 0071545921.
- [25]. Jassal, M., & Ghosh, S. (2002). Aramid fibres- An overview.
- [26]. Triantafillou, T., Matthys, S., Audenaert, K., Balázs, G., Blaschko, M., Blontrock, H., ... & Hordijk, D. (2001). Externally bonded FRP reinforcement for RC structures. *Bulletin FIB*, 14.
- [27]. Parvin, A., & Brighton, D. (2014). FRP composites strengthening of concrete columns under various loading conditions. *Polymers*, 6(4), 1040-1056.
- [28]. Bakis, C. E., Bank, L. C., Brown, V., Cosenza, E., Davalos, J. F., Lesko, J. J. & Triantafillou, T. C. (2002). Fiber-reinforced polymer composites for construction-State-of-the-art review. *Journal of composites for construction*, 6(2), 73-87.
- [29]. Matthys, S., Toutanji, H., & Taerwe, L. (2006). Stress-strain behavior of large-scale circular columns confined with FRP composites. *Journal of Structural Engineering*, 132(1), 123-133.
- [30]. Wu, H. L., Wang, Y. F., Yu, L., & Li, X. R. (2009). Experimental and computational studies on high-strength concrete circular columns confined by aramid fiber-reinforced polymer sheets. *Journal of Composites for Construction*, 13(2), 125-134.
- [31]. Toutanji, H., Han, M., Gilbert, J., & Matthys, S. (2009). The behavior of large-scale rectangular columns confined with FRP composites. *Journal of Composites for Construction*, 14(1), 62-71. 31
- [32]. De Luca, A., Nardone, F., Matta, F., Nanni, A., Lignola, G. P., & Prota, A. (2010). Structural evaluation of full-scale FRP-confined reinforced concrete columns. *Journal of Composites for Construction*, 15(1), 112-123.
- [33]. Hu, Y. M., Yu, T., & Teng, J. G. (2011). FRP-confined circular concrete-filled thin steel tubes under axial compression. *Journal of Composites for Construction*, 15(5), 850-860.
- [34]. Pham, T. M., & Hadi, M. N. (2013). Strain estimation of CFRP-confined concrete columns using an energy approach. *Journal of Composites for Construction*, 17(6), 04013001.

- [35]. Hadi, M. N. S., & Li, J. (2004). External reinforcement of high strength concrete columns. *Composite Structures*, 65(3-4), 279-287.
- [36]. Hadi, M. N. (2009). The behavior of the eccentric loading of FRP confined fiber steel-reinforced concrete columns. *Construction and Building Materials*, 23(2), 1102-1108.
- [37]. Herwig, A., & Motavalli, M. (2012). Axial behavior of square reinforced concrete columns strengthened with lightweight concrete elements and unbonded GFRP wrapping. *Journal of Composites for Construction*, 16(6), 747-752.
- [38]. Abdelrahman, K., & El-Hacha, R. (2011). The behavior of large-scale concrete columns wrapped with CFRP and SFRP sheets. *Journal of composites for construction*, 16(4), 430-439.
- [39]. Elarbi, A., 2011. Durability Performance of FRP Strengthened Concrete Beams and Columns Exposed to Hygrothermal Environment, Ph.D. Dissertation. Department of Civil and Environmental Engineering, Wayne State University, Detroit, MI. 32
- [40]. Al-Khafaji, H. L. (2016). Experimental Investigation of CFRP Wrapped Square Non-ductile Reinforced Concrete Columns (Doctoral dissertation, Portland State University).
- [41]. Hadi, M. N., & Widiarsa, I. B. R. (2012). Axial and flexural performance of square RC columns wrapped with CFRP under eccentric loading. *Journal of Composites for Construction*, 16(6), 640-649.
- [42]. Mai, A. D., Sheikh, M. N., & Hadi, M. N. (2018). Investigation on the behavior of partial wrapping in comparison with the full wrapping of square RC columns under different loading conditions. *Construction and Building Materials*, 168, 153-168.
- [43]. Farghal, O. A. (2016). Structural performance of axially loaded FRP-confined rectangular concrete columns as affected by cross-section aspect ratio. *HBRC Journal*.
- [44]. Chaallal, O., Shahawy, M., & Hassan, M. (2003). Performance of axially loaded short rectangular columns strengthened with carbon fiber-reinforced polymer wrapping. *Journal of Composites for Construction*, 7(3), 200-208.
- [45]. Toutanji, H., Han, M., Gilbert, J., & Matthys, S. (2009). Behavior of large-scale rectangular columns confined with FRP composites. *Journal of Composites for Construction*, 14(1), 62-71.
- [46]. Bank, L. C. (2006). *Composites for Construction: Structural design with FRP materials*. John Wiley & Sons.
- [47]. Al-Karaghool, H. O. (2013). Strength and ductility of axially loaded RC short columns confined with CFRP and GFRP wraps (Doctoral dissertation). 33
- [48]. Jijin, V., & Prabhakaran, P. (2015). Comparative study on GFRP jacketed RC columns, and CFRP jacketed RC columns of different shapes.
- [49]. Almusallam, T. H. (2007). Behavior of normal and high-strength concrete cylinders confined with E-glass/epoxy composite laminates. *Composites Part B: Engineering*, 38(5-6), 629-639.
- [50]. Raval, R., & Dave, U. (2013). Behavior of GFRP wrapped RC Columns of different shapes. *Procedia Engineering*, 51, 240-249.
- [51]. Silva, M. A., & Rodrigues, C. C. (2006). Size and relative stiffness effects on compressive failure of concrete columns wrapped with glass FRP. *Journal of Materials in Civil Engineering*, 18(3), 334-342.
- [52]. Benzaid, R., Chikh, N. E., & Mesbah, H. (2008). Behaviour of square concrete column confined with GFRP composite wrap. *Journal of civil engineering and management*, 14(2), 115-120.
- [53]. Wu, H. L., & Wang, Y. F. (2010). Experimental study on reinforced high-strength concrete short columns confined with AFRP sheets. *Steel and Composite Structures*, 10(6), 501-516.
- [54]. Cole, C. H., & Belarbi, A. B.. (2001, July). Confinement characteristics of rectangular FRP-jacketed RC columns. In *Proceedings of the fifth international symposium on fiber reinforced polymer for reinforced concrete structures (FRPRCS-5)*, Cambridge, UK (pp. 823-832).

Karim, F.R. ET. Al"Strengthening of Concrete Columns under Axial Loading Condition with FRP". *American Journal of Engineering Research (AJER)*, vol. 9(03), 2020, pp. 06-16.